

- * SP003 Pair2, Pair4 with surge protection.
- * SP006 all 4 pairs with surge protection.



Application

- CATV System
- Antenna of Television
- Video Cassette Recorders
- FM receivers
- Video Cameras and monitors
- Multiplexers and Quad Processor

Note:
For ensuring the unit can protect equipments, the cable must be connected to ground.

Specification:

ITEM NO.	SP001	SP002	SP003	SP004	SP005	SP006
Surge Protection Attack Time	1 ns					
Maximum Surge Voltage	4 KV					
Surge Life	300 surges of 100Amps					
Normal Resistance Across Coax	10,000 MΩ					
Surge Resistance	Approx. 0Ω					
BAND PASS	0-1 GHZ					
Power Passing Capability	130V AC / DC, 65 Vrms at 10 Amps					
Insertion Loss	Less than 0.2 dB					
Return Loss (75 ohms)	16dB					
Connectors	BNC	F	RJ45	Terminal	Terminal & BNC	RJ45
Dimensions W x H x D mm	78x25x25	78x25x25	85x25x25	65x25x25	87x67x27	87x67x27
WEIGHT g	80	80	90	65	136	134

ITEM NO.	SP001P	SP001VP/SP002VP	SP001VPD/SP002VPD / SP004VPD
Surge Protection Attack Time	1 ns		
Maximum Surge Voltage	4 KV		
Surge Life	300 surges of 100Amps		
Normal Resistance Across Coax	10,000 MΩ		
Surge Resistance	Approx. 0Ω		
BAND PASS	0-1 GHZ		
Power Passing Capability	130V DC / AC, 65 Vrms at 10 Amps		
Insertion Loss	Less than 0.2 dB		
Return Loss (75 ohms)	16dB		
Power IN Put	AC 40V(MAX), DC56V(MAX)		
Connectors	Terminal		
Dimensions W x H x D mm	65x25x25	87x67x27	87x67x27
WEIGHT g	65	136	136

ITEM NO.	SP016C	SP016T
Surge Protection Attack Time	1 ns	
Maximum Surge Voltage	4 KV	
Surge Life	300 surges of 100Amps	
Normal Resistance Across Coax	10,000 MΩ	
Surge Resistance	Approx. 0Ω	
BAND PASS	0-1 GHZ	
Power Passing Capability	130V DC / AC, 65 Vrms at 10 Amps	
Insertion Loss	Less than 0.2 dB	
Return Loss (75 ohms)	16dB	
Connectors	BNC	Terminal
Dimensions mm	482x170x 44mm standard 1U Rack Panel	
WEIGHT g	1200	1200

ITEM NO.	SP001P-AC
Surge Protection Attack Time	1 ns
Maximum Surge Voltage	4 KV
Surge Life	300 surges of 100Amps
Normal Resistance Across Coax	10,000 MΩ
Surge Resistance	Approx. 0Ω
BAND PASS	0-1 GHZ
Power Passing Capability	AC 400Vp-p, 65 Vrms at 10 Amps
Connectors	Terminal
Dimensions W x H x D mm	65x25x25
WEIGHT g	65

Online Coaxial / Twisted Pair Surge Protection Device

ITEM NO: SP001, SP001P-AC, SP001P, SP001VP, SP001VPD, SP002, SP002VP, SP002VPD, SP003, SP004, SP004VPD, SP005, SP006, SP016C, SP016T

Application for protects equipment from high voltage surges such as lightning strikes. UL grounding requirements for coaxial cable offer protection from hazardous voltages that may occur on the shielding. Because of the physical length of ground wires, UL grounding systems may appear as an open circuit to lightning caused, high frequency surges and provide no protection from these surges getting into a home and destroying CATV converters, TV sets, VCR, Camera etc.

Features:

- Performs a different function than grounding requirements.
- Protects equipment from high voltage surges from nearby lightning strikes.
- Two stage protection: 130V, AC/DC 12V
- Wide range of applications: CCTV system, Antenna of Television, satellite receivers, FM receivers, video camera, monitors, multiplexers & Quad processor, VCR, etc.

SP001 Coaxial Surge Protection Device BNC Connector

- BNC male to BNC female. Hi Frequency for CCTV use.

SP001P-AC AC Power Surge protection Device Terminal Connector

- Terminal connector to terminal connector.
- Under 1ns - 400V
- Application for protect AC100-120V, AC220-240V power.
- Max current up to 2Amp.

SP001P Power Surge protection Device

- 2 pin terminal for power input to 2 pin terminal for power output.
- Two stage protection, AC/DC 130V
- Max power input AC 40V(MAX), DC 50V(MAX)
- Max current up to 2Amp.

SP001VP Video & Power Surge Protection

- 3 pin terminal + BNC female to 4 pin terminal + BNC female.
- Two stage protection, AC/DC 130V, AC/DC12V
- Max power input AC 40V(MAX), DC 56V(MAX).
- Max current up to 2Amp.

SP001VPD Video, Power, Data Surge Protection

- 5 pin terminal + BNC female to 4 pin terminal + BNC female.
- Two stage protection, AC/DC 130V, AC/DC 12V
- Max power input AC 40V(MAX), DC 56V(MAX).
- Max current up to 2Amp.

SP002 Coaxial Surge protection Device F Connector

- F male to F female, Hi Frequency for both CCTV and CATV use.

SP002VP Video & Power Surge Protection

- Identical as SP001VP, but F connector to instead of BNC

SP002VPD Video, Power, Data Surge Protection

- Identical as SP001VPD, but F connector to instead of BNC

SP003 UTP Video Surge protection Device RJ45 Connector

- RJ45 Jack to RJ45 Jack
- Two pairs protection (pair 2 & pair 4)
- Protects UTP twisted pair transmission products

SP004 UTP Data Surge protection Device Terminal Connector

- Terminal connector to terminal connector.
- Perfect for video or data signal protection.

SP004VPD UTP Video, Power, Data Surge Protection

- Terminal connector to terminal connector.
- Perfect for PTZ camera protection.
- Two stage protection, AC/DC 130V, AC/DC 12V.
- Max power input AC 40V(MAX), DC 56V(MAX).
- Max current up to 2Amp.
- Application for UTP cabling video, power, data protection.
- Could be two data, one power for access control application.

SP005 Video and Data Surge Protection Device

- BNC Female + Terminal to BNC Female + Terminal
- Perfect for speed dome camera & control signal.

SP006 Network Surge Protection Device

- RJ45 Jack to RJ45 Jack
- Four pairs protection
- Perfect for Network, PC modem, server, etc
- Protects UTP Twisted Pair products (TTA111AV multifunction transceiver) or any computer equipment with utilizing networking cable.

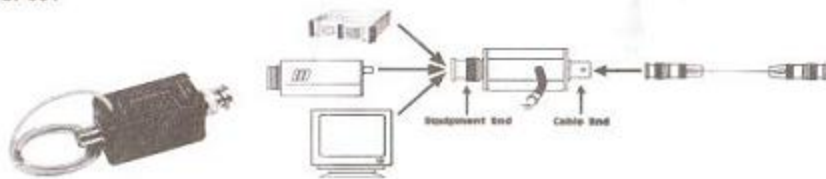
SP016 Video Surge Protection For DVR in 1U Rack Mounting Panel

- SP016C: 16 BNC female to 16 BNC female.
- SP016T: 16 Terminal connector to 16 terminal connector.

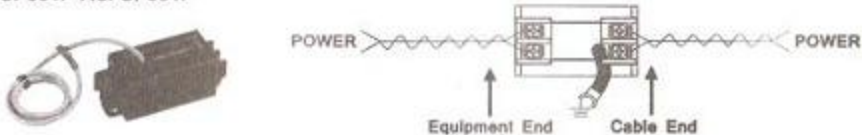
- Provide protection for DVR, multiplexers or any equipment with multiple video inputs.

Installation View:

SP001



SP001P-AC/ SP001P



SP001VP



SP001VPD



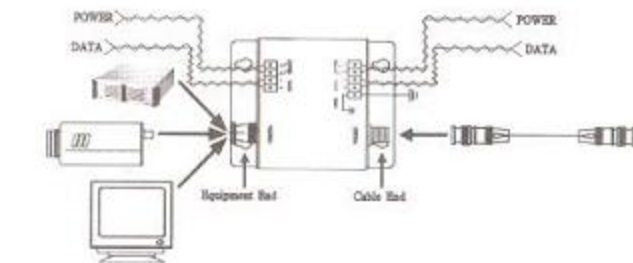
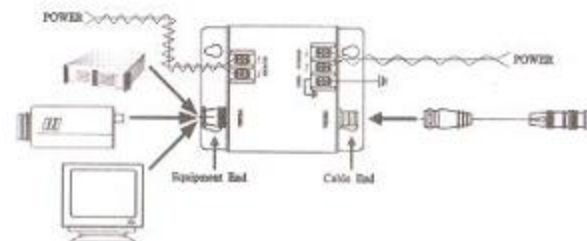
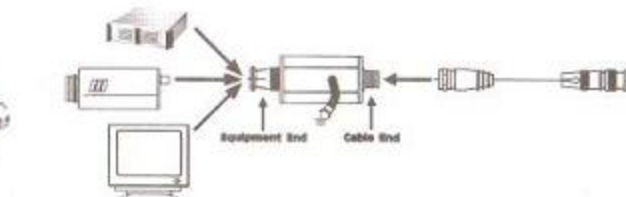
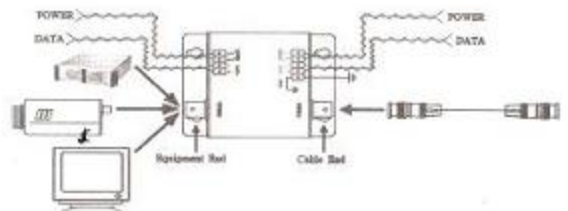
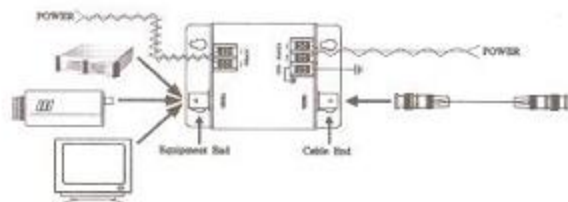
SP002



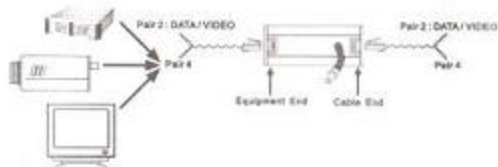
SP002VP



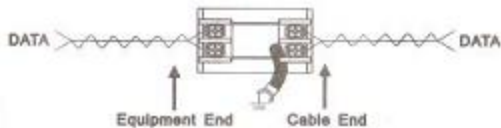
SP002VPD



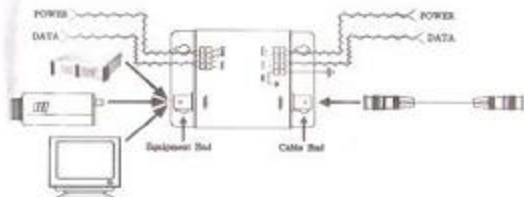
SP003



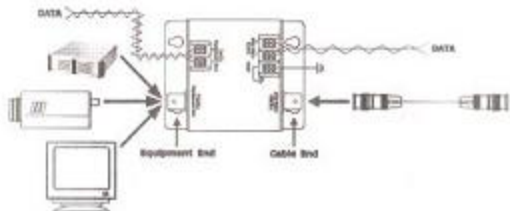
SP004



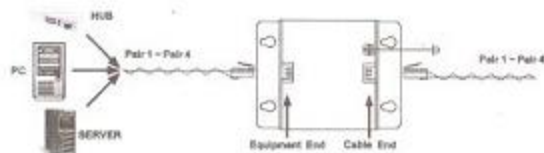
SP004VPD



SP005



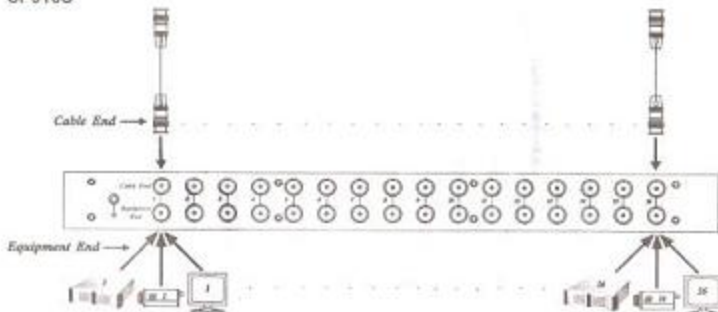
SP006



SP016C / SP016T



SP016C



SP016T